

Hazardous Chemical Waste Labeling and Storage

Labeling

Hazardous chemical waste labels must be complete, legible and placed on the waste container upon the start of accumulation.

Instructions

1. Download, complete and print the labels below.
2. Cut out and affix the label on to the hazardous chemical waste container.

✂

University of California, Irvine
Irvine, CA 92697 (949) 824-6200

DISPOSE WITHIN 6 MONTHS OF START DATE
"Text a Pickup" visit www.ehs.uci.edu

HAZARDOUS WASTE





PI / Supervisor Name: _____

Accumulation **Start Date**: _____

Chemical Name(s) _____ Concentration _____

Liquid Solid

Hazard Class:

<input type="checkbox"/>		<input type="checkbox"/>		<input type="checkbox"/>		<input type="checkbox"/>	
	FLAMMABLE		CORROSIVE		POISON		OXIDIZER

✂

University of California, Irvine
Irvine, CA 92697 (949) 824-6200

DISPOSE WITHIN 6 MONTHS OF START DATE
"Text a Pickup" visit www.ehs.uci.edu

HAZARDOUS WASTE





PI / Supervisor Name: _____

Accumulation **Start Date**: _____

Chemical Name(s) _____ Concentration _____

Liquid Solid

Hazard Class:

<input type="checkbox"/>		<input type="checkbox"/>		<input type="checkbox"/>		<input type="checkbox"/>	
	FLAMMABLE		CORROSIVE		POISON		OXIDIZER

Storage

- Segregate waste by hazard class to prevent incompatible mixtures. Hazard class examples include: flammable, oxidizer, acid, base, and toxic. For more information on chemical incompatibility, consult a safety data sheet (SDS).
- Keep waste container lids closed, except when adding waste.
- Store waste containers in secondary containment to adequately contain all of the contents of the container.
- Dispose of waste within 6 months of being generated.
 - Hazardous chemical waste that meets the quantity threshold of 55 gallons of hazardous waste or 1 quart of [acutely / extremely hazardous waste](#) must be transferred to EH&S for disposal within 3 days of reaching these set volumes.
- Inspect waste containers weekly for signs of leaks, corrosion, or deterioration.
- Do not dispose of hazardous waste using sinks, drains, intentional evaporation, or as regular trash.